




**PUBLIC MEETING
OF THE BOARD OF EDUCATION**




I – COMMITTEE BUSINESS

1. Committees of the Whole
 - a) 2010 - 2011 Finance
 - b) 2011 - 2012 Budget

2. Committee & Advisory Committee Reports
 - a) Education Committee
 - b) Human Resources Committee
 - c) Inclusive Education
 - d) Policy Advisory Committee
 - e) Aboriginal Education Committee
 - f) French Immersion Advisory Committee
 - g) Anti-Vandalism Advisory Committee
 - h) Communications Advisory
 - i) District Student Advisory Committee
 - j) Social Wellness Committee
 - k) Historical Committee
 - l) Advocacy Committee

J – QUESTION PERIOD





BRITISH
COLUMBIA

The Best Place on Earth

May 5, 2011

Ref: 145744

[REDACTED]




To: Board of Education

From: Board Chair
Ken Clarkson

By: ORDERING OF AGENDA

Date: May 11, 2011





**PUBLIC MINUTES OF THE
BOARD OF EDUCATION MEETING**

[The remainder of the page is obscured by heavy horizontal black redaction bars.]

The following change was made to the April 13, 2011 minutes:

Trustee Ward was added to the "Attendance" list of Board Members.

THAT the Minutes of the April 13, 2011 Public Board Meeting be approved as amended.


CARRIED

C. PRESENTATIONS

Full-Day Kindergarten



Trustee Carr has been on the 'judging circuit' for public speaking at various schools where the topics are very wide-ranged and entertaining.





QUARTERLY REPORT

Page #

OPERATING FUND

	ANNUAL J (=I+E)	K (=J/I)
	AVAILABLE	% REMAIN
B	1,383,086	24.7%
C	17,923,195	30.2%
2	3,992,763	30.6%
5	1,111,016	28.6%
0	5,582,377	30.1%
6	2,913,176	31.1%
	-	0.0%
2	\$ 32,905,614	30.0%
6	(3,618)	-12.7%
9	582,617	24.2%
5	35,243	55.8%
0	113,717	18.8%
9	576,355	30.6%
9	\$ 1,304,315	26.1%
4	1,668,886	28.1%
5	73,068	36.4%
0	403,682	27.6%
8	1,518,374	32.6%
7	\$ 3,664,011	29.9%
2	7,803	24.0%
4	1,830	27.5%
0	396,375	32.9%
6	\$ 406,007	32.6%
4	\$ 38,279,946	29.8%
	\$ -	0.0%
7	\$ 242,629	36.5%
H1	38,522,576	

[REDACTED]

	28,939
	2,480
	9,423
	(16,435)
	(17,564)
	1,941
	(7,686)
	(6,037)
	3,361
	(3,786)
	2,239
	<u>(3,125)</u>

PP023
/r, Subplan PP023

ing costs

rious:times

	9,614
	(25,896)
	(2,180)
	16,556
	3,506
	176,019
	135,264
	(40,460)
	<u>272,423</u>

d \$-14812
red.

	18,109
	12,205
	24,501
	1,695
	(10,260)
	7,700
	42,365
	(41,772)
	41,660
	(19,503)
	(29,715)
	7,501
	<u>54,466</u>

er (WVS cler \$19865)

	(22,734)
	61,165
	63,699
	(205,295)
	(10,651)
	<u>(113,816)</u>

025)
881
590)
953)
564
333
210

227)
501
885
868
406)
038
314
833
171
058)
145
964

712
373
304)
731

332
376

307
133
134)
134
159)
181

	Community Link	Ready, Set, Learn
\$	65,810	\$ 118,205
	375,719	34,300
	375,719	34,300
	8,584	6,901
	357,607	
	58,531	1,495
		8,338
	424,722	16,734
\$	16,807	\$ 135,771

MARCH 31, 2011

	Strong Start Centre	Building Envelope Design	TOTAL
1,202 \$	60,512 \$	70,399 \$	7,303,571
2,035	168,000		1,907,887
			-
			-
			-
2,035	168,000		4,496,346
			157,051
			6,561,284
7,355			35,939
1,042			26,441
			366,462
			1,779
9,321	1,779		321,907
	(131)		68,957
4,360	247		4,305,446
	130,743		
1,231		35,700	2,488,592
3,309	132,638	35,700	1,535,025
			9,150,548
9,928 \$	95,874 \$	34,699	4,714,307



School District 42

2011 / 2012

BUDGET TIMELINES & PROCESS INVOLVEMENT (Revised)
April 28, 2011

February 9, 2011

- Approve Amended Budget Timelines & Website Advertisement re: Public Input.

February 23, 2011

- MOE Enrolment projections & Cost Pressures and Financial Issues
- MOE Budget Group to meeting of March 9th and advice of written submission deadlines

[REDACTED]

[REDACTED]

[REDACTED]

[REDACTED]

[REDACTED]

[REDACTED]

[REDACTED]

[REDACTED]





To: Board of Education

From: Secretary Treasurer
Wayne Jefferson

Re: INTERNATIONAL EDUCATION

Date: May 11, 2011


[REDACTED]

[REDACTED]

[REDACTED]

[REDACTED]

[REDACTED]

A large rectangular area of the document is completely redacted with a solid black fill, obscuring all text and data within this region.

DESCRIPTION

AMOUNT

Appendix B

328,100.00
403,132.50

731,232.50

25,400.00

(33,150.00)
(105,797.50)

(138,947.50)

AL

617,685.00

00
21
75
00

917,225.96

S.O.F.I.

1,534,910.96

Appendix C

246	(1,250.00)
115	1,500.00
159	514,112.50
	514,362.50
246	1,250.00
459	(158,063.75)
	(156,813.75)
TOTAL	357,548.75

24,425.01
51,200.00
55,625.01
14,900.00
(3,905.00)
10,898.74
(170.00)
38,076.26
57,548.75

RECORD

2010-2011

Durham and provisions of 70 (4) of the School Act the following